



विद्या ज्ञानान्वेषणम्

SD PUBLIC SCHOOL, PITAMPURA
SUMMER HOLIDAYS HOME WORK
SESSION 2026-27
CLASS- II



Student Name: _____
Roll No: _____



विद्या ज्ञानान्तराणम्

SD PUBLIC SCHOOL, PITAMPURA

SUMMER HOLIDAY HOMEWORK INSTRUCTIONS

SESSION 2026-27

Writing & Reading Practice

Please complete the following tasks in a separate Three-in-One notebook:

- **English Cursive Writing:** Practice writing with *A* proper formation shared. Use text from English Book Lessons 1 to 4 to help recap your reading skills.

- **Hindi Writing:** Practice Hindi writing according to the formations shared. Use text from Hindi Book Lessons 1 to 4.

Listening & Speaking Skills

Improve your speaking skills by listening to moral stories from the following YouTube channels:



Peekaboo Kidz
Moral Stories
Playlist



ChuChu TV
Storytime
Moral Stories



Appu Series
Moral Stories
in English



A



B



C



D



E

F



N



O



P



Q



R



S



T



Z

SENTENCES

A. Unscramble the words to make meaningful sentences.

1.



rides

bike

a

Raman

2.



my

are

friends

they

3.



even

is

number

four

an

4.



the

coffee

in

evening

we

drink

5.



Vipin

excited

his


for

is

event

B. Encircle (○) the subject and underline the predicate.

- Ricky swims well.
- My sister eats burgers and fries.
- Preet and Mohit danced together.
- The ostrich is the largest bird.
- The bag is below the table.



U



V



W



X



Y



Z

NAMING WORDS

A. Grab a dice and gather your siblings around. Take turns rolling the dice. When you land on a space, say the common noun you see out loud, then write two specific names for that noun.

A
G
H
I
J
K
L
M

D
E
F
N
O
P
Q
R
S
T
U
V
W
X
Y
Z

START

day

country

toy

month

city

kid

school

teacher

store

movie

subject


pet

candy

book

flower

FINISH



READING COMPREHENSION-1



A. Read the paragraph and answer the following questions.

Swimming is a great way to stay healthy and have fun. People swim in pools, rivers or the sea. Some children take swimming lessons to learn how to swim. It is important to wear a swimsuit and stay safe while swimming. Lifeguards help keep swimmers safe by watching over them. Swimming can also help strengthen your body. Many people enjoy swimming in the summer to cool off from the heat.



1. Where do people swim?

2. Who helps keep swimmers safe?

3. Why do people like swimming in the summer?

B. Find from the passage.

1. Antonym of 'weak'

2. Synonym of 'refreshing'

3. Any two describing words

4. Any two compound words





READING

COMPREHENSION-2

A. Read the paragraph and answer the following questions.

Recycling helps keep the Earth clean. When we recycle, we turn old items like paper, plastic and metal into new products. This process helps save energy and reduce pollution. Many places have special bins for recycling. It is important to wash items before recycling them to ensure they are clean. Recycling also helps create jobs. Everyone can contribute by recycling at home, at school and in parks.

Recycling



1. What does recycling help keep clean?

2. Name any two things we can recycle.

3. Why is it important to wash items before recycling them?

4. True or False: Recycling helps make new things.



5. Where can we recycle?

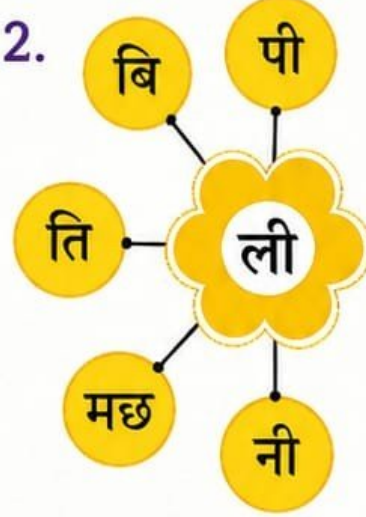



अ आ इ ई उ ऊ ऋ ए ऐ ओ औ अं अः


शब्द और वाक्य


क. शब्द बनाइए—


1.  


2.  

ख. दिए गए शब्दों को सही क्रम में लिखकर उचित वाक्य बनाइए—

1.  बाँट है डाकिया पत्र रहा
.....

2.  उदय है रहा सूरज हो
.....

3.  विद्यालय है बरखा रही जा
.....

4.  माली है रहा दे पौधों को पानी
.....

अ

आ

इ

ई

उ

ऊ

ऋ

ए

ऐ

ओ

औ

अं

अं:

अ

क

ग

च

त

प

र

आ

ख

छ

ठ

थ

फ

स

पर्यायवाची

क. चित्रों को पहचानकर दो-दो पर्यायवाची शब्द लिखिए—

1.



..... ,

2.



..... ,

3.



..... ,

4.



..... ,

ख. चित्र देखिए और जो शब्द पर्यायवाची नहीं हैं, उस पर (X) का निशान लगाइए—

1.



नयन

नेत्र

नीर

2.



जंगल

बगीचा

उपवन

3.



नग

पक्षी

खग

4.



अग्नि

वारि

ज्वाला

अ आ

अ आ ई ई उ ऊ ऋ ए ऐ ओ औ अं अः

गिनती- इक्कीस से तीस तक

क. नीचे दी गई गिनतियों को झोपड़ी पर सही क्रम में लिखिए-



अट्ठाईस

छब्बीस

इक्कीस

सत्ताईस

बाईस

उनतीस

तेईस

पच्चीस

तीस

चौबीस

प

फ़

ब

भ

म

य

र

ल

व

श

ष

स

स

क्ष

त्रे

ज्ञ

अ आ ई ई उ ऊ ऋ ए ऐ ओ औ अं:

हर

चक्र

सम्मान

तिरंगा

शान

केसरिया

चौबीस

खुशहाली

संदेश

राष्ट्रीय

शांति

सफेद

भारत

तिरंगा

झंडा

वीरता

स्वतंत्रता

एकता

सम्मान

शांति

खुशहाली

जयहिंद

अनुच्छेद-लेखन

तिरंगा झंडा

क. दिए गए शब्दों की सहायता से अनुच्छेद पूरा कीजिए-

हरा, चक्र,
सम्मान, तिरंगा,
शान, केसरिया,
चौबीस, खुशहाली,
संदेश, राष्ट्रीय,
शांति, सफेद,
वीरता, तीन



हमारे देश के झंडे का नाम है। यह हमारा झंडा है। इसमें रंग हैं। सबसे ऊपर रंग, बीच में रंग और सबसे नीचे रंग है। झंडे का केसरिया रंग को सफेद रंग एवं को और हरा रंग हमारी और समृद्धि को दर्शाता है। सफेद रंग के बीच में एक होता है। इसमें तीलियाँ होती हैं। यह हमारे देश की है। हमें अपने झंडे का करना चाहिए।

शान

रंग

केसरिया

हरा

सफेद

चक्र

भारत

गौरव

हम

देश

एकता




Jungle Number Challenge!



Comparing Numbers up to 800

Name: _____

Date: _____

Hi Little Explorer!  Help the hungry alligator find the biggest snack! Look at the numbers on each side and put > (Greater Than), < (Less Than), or = (Equal To) in the circle.

> < =

125 ○ 251

340 ○ 340

789 ○ 798

450 ○ 405

612 ○ 621

55 ○ 550

231 ○ 213

700 ○ 699

418 ○ 418

567 ○ 576

800 ○ 700

102 ○ 120

333 ○ 333

490 ○ 499

605 ○ 506

222 ○ 222

715 ○ 751

198 ○ 189

444 ○ 555

670 ○ 670

25 ○ 250

732 ○ 723

400 ○ 400

511 ○ 115

688 ○ 689

301 ○ 310













777 ○ 777

Name: _____

Date: _____

Numbers in short Form

Write the numbers in standard form in the box.



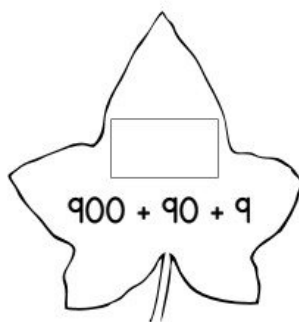






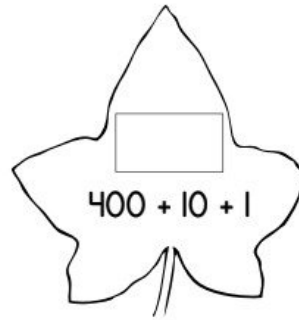
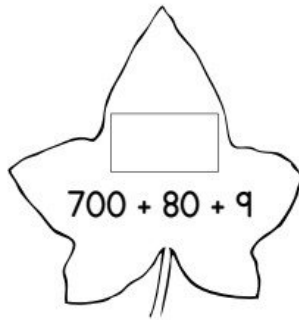


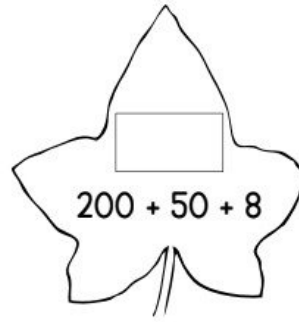




Name: _____

Date: _____

Numbers in Expanded Form

Write the numbers in standard form in the box.



Name: _____

Date: _____

Numbers in Expanded Form

A. Write the expanded form of each number.

1. 248 = _____ + _____ + _____

2. 121 = _____ + _____ + _____

3. 952 = _____ + _____ + _____

4. 327 = _____ + _____ + _____

5. 635 = _____ + _____ + _____

6. 473 = _____ + _____ + _____

7. 595 = _____ + _____ + _____

8. 902 = _____ + _____ + _____

9. 764 = _____ + _____ + _____

10. 819 = _____ + _____ + _____

Adding Three-digit Numbers Without Regrouping

H	T	O	
4	2	5	
+	2	6	4

H	T	O	
3	5	4	
+	5	2	3

H	T	O	
5	7	1	
+	2	2	8

H	T	O	
5	4	3	
+	3	5	5

H	T	O	
4	2	1	
+	4	8	5

H	T	O	
4	6	4	
+	5	3	4

H	T	O	
2	4	3	
+	2	5	5

H	T	O	
5	4	4	
+	2	5	5

H	T	O	
3	6	2	
+	3	3	3

SEASONS

A. Read a newspaper or search online to fill in the column for your weekly weather report.



Weekly Weather Report




Day	Date	Weather Sunny, cloudy, rain, etc.	Temperature		Sunrise	Sunset
			High	Low		
Monday						
Tuesday						
Wednesday						
Thursday						
Friday						
Saturday						
Sunday						

B. Read the given sentence carefully and write which season is being described with the help of the given images.



1. I make you feel hot and you wear light clothes, who am I? _____
2. I bring cold winds and snow, who am I? _____
3. Flowers bloom and the weather is mild, who am I? _____
4. I bring clouds and water from the sky, who am I? _____



WATER

A. Find the names of the water sources in the given word search.



Y	R	O	Z	P	W	E	L	L	K	S	D
S	H	Z	N	O	T	I	V	F	J	Q	O
B	J	F	P	T	E	S	Z	J	M	F	B
W	R	A	I	N	J	O	C	M	L	G	S
F	P	M	V	R	I	V	E	R	A	K	Q
R	V	W	V	Z	U	L	W	A	K	A	B
R	J	F	T	W	P	O	N	D	E	J	I
V	G	O	N	W	T	O	C	E	A	N	T



B. What are three ways you have observed water being wasted in our daily lives?

1.
2.
3.



C. What are three ways to save water in our daily lives?

1.
2.
3.



PEOPLE WHO HELP US



A. Read each riddle carefully. Encircle (○) the person being described.

1. I use a ladder, hose and red truck. I save people when fires erupt. Who am I?



2. I grow the food that you love to eat, I work in the fields under the heat. Who am I?



3. I wear a white coat and I help you heal. With medicines and care, you will feel ideal. Who am I?



4. I make your bread, cake and pie, In my bakery, the goodies lie. Who am I?



5. I fix your pipes when they break and water flows when I give a wrench. Who am I?



6. I fix the wires and make the lights glow. When there's no power, to me you go. Who am I?



B. Make one sentence each on the following words.

1. doctor - _____
2. teacher - _____
3. postman - _____
4. plumber - _____
5. baker - _____





HOLIDAY HOMEWORK

CLASS 2

Art & Craft

- Red rescu (Sticker pasting) pg.12
- Ladybug (clay modelling) pg.13
- Art file!"Tropical fruits"
- Magic scenery . Pg.39
- Cap friends . Pg.40
- Little Bee/Teddy beats. Pg.41/42
- Ocean puffies/Leaf explore . Pg.43/45

COMPUTER

WORKSHEET - CLASS 2





Name : _____

Date : _____

Let's Learn & Have Fun with Computers!

Q1. Match the Following

Draw lines to match:

Monitor	•	•	
Mouse	•	•	
Keyboard	•	•	
Speaker	•	•	

Q2. Fill in the Blanks

1. A computer is a _____ machine.
2. We use a _____ to type.
3. The _____ looks like a TV screen.
4. A _____ is used to click and move the cursor.

Options: Monitor, Smart, Mouse, Keyboard



Q4. Find the Words (Circle them)

COMPUTER MOUSE KEYBOARD SCREEN

C	O	M	P	U	T	E	R
X	Y	M	O	U	S	E	Z
K	E	Y	B	O	A	R	D
S	C	R	E	E	N	Q	W



Q5. Think & Answer (Oral)

What do you like to do on a computer?



★ Bonus Fun Task ★

Draw your dream computer!
(It can fly, talk, or do magic!)



Computers make our world better! ♥

SUBJECT INTEGRATION PROJECT (Class II)

Topic: THE SUPER FOOD CHEF

Session: 2026-27



ENGLISH

THE SECRET RECIPE

- Create a recipe for "Super-Power Salad".
- Use Action Verbs (Wash, Chop, Mix) and Adjectives (Crunchy, Sweet).

(WRITE A RECIPE WITH INSTRUCTIONS)



HINDI

रसोई की पहेलियाँ

पहेलियाँ बूझें और लिखें!!

1. "गोल-गोल और लाल हूँ मैं... (टमाटर)"
2. "ऊपर से हरा, अंदर से लाल... (तरबूज)".

- अपनी पसंदीदा सब्जी पर 3 वाक्य लिखें. (सब्जी का नाम, रंग, स्वाद, क्यों पसंद है).




MATH

KITCHEN SCALES

वज़न का खेल!

- Find 5 items (Rice, Biscuit, Sugar).
- Compare their weights (50g, 100g, 500g).
- List them from **LIGHTEST** to **HEAVIEST**.
- (Problem: Total weight of 2 biscuit packets?)



EVS

JOURNEY OF A SEED

भोजन कहाँ से आता है?

- Draw the Lifecycle of a Plant:
Seed → Plant → Farmer → Market.
- Name the Plant Parts we eat (Root, Stem, Fruit).

INSTRUCTIONS TO DO: Complete each activity in your scrapbook creatively with drawings! Use colours! Submit by the deadline!

Grand Finale:


CREATE YOUR "YOUNG LEARNERS" MENU CARD!
(Design a colorful menu for your family with funny names like "Power-Up Peas"!)

CLASS 2 HOLIDAY HOMEWORK (2026-27)

STATE PAIRING PROJECT: 'MERA DESH, MERA GARV'

OPTION 1: THE ISLAND EXPLORER (ANDAMAN & NICOBAR)

- 🌸 **Challenge:** Create a 'Mini-Fact File' and Art Piece.
- 🌸 **Fact File:** Write 3 interesting facts about the Cellular Jail (Historic site) in 30-40 words.
- 🌸 **Sea Adventure:** Draw an underwater scene. Include at least three different (e.g., Clownfish, and label them, Sea Turtle, Coral).



Craft Activity



Leaf Printing



Earbud Dabbing



OPTION 2: THE MOUNTAIN TRAVELER (SIKKIM)

- 🌸 **Challenge:** Create a 'Nature Journal' and Folk Art.
- 🌸 **Nature Journal:** Write 3 lines the Kanchenjunga and mention why the Red Pad Pandis io Sikkim.
- 🌸 **Cultural Art:** Draw a colorful Monastery or a traditional Sikkimese Prayer Flag.
- 🌸 **Creative Activity:** Use '3D Paper Folding' to make a mountain range or use pisees (dal) to a mosaic of the bright Rhododendron flower.



- 🌸 **Cultural Art:** A Monatery or a traditional Sikkimese Prayer Flag. Research and use the specific colors of the flags.

Craft Activity



3D Paper Folding



Rhododendron

Do **ANY ONE** task from the two options below and complete it in your scrap file.

SUBMIT YOUR SCRAP FILE POST-HOLIDAYS! ENJOY THE SUMMER BREAK!

WELCOME SUPER STARS!

Let's Learn, Write & Shine Every Day!

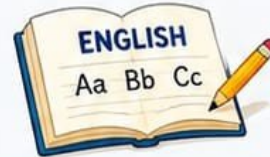
NOTEBOOK WORK

Make a **SEPARATE 3-in-1** NOTEBOOK

1.

Writing Practice

Write 1 page **English** +
1 page **Hindi** daily from your book.



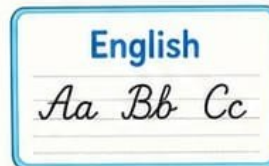
+



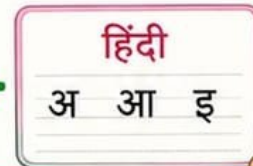
2.

Handwriting Practice

Do English (*Cursive*) and
Hindi writing practice daily.



+



3.

Hindi Special Practice


हिंदी संयुक्त अक्षर लिखो:

श्र

त्र

ज्ञ

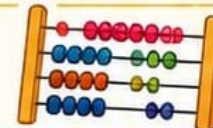
क्ष



4.

Maths Fun

Write Number Names (1 to 50)



5.

Counting Practice

Write Counting (1 to 100)

1 2 3 ... 100



6.

Subject Integration Homework

Do it in a **SEPARATE SCRAP FILE**.



Be Regular • Be Neat • Do Your Best!

Happy Learning, Dear Children!